

vtech[®]

User's Manual

**Toot-Toot
Drivers**[®]

Ultimate Track Set



© 2016 VTech
All rights reserved
Printed in China
91-003233-007 

VTech understands that a child's needs and abilities change as they grow and with that in mind we develop our toys to teach and entertain at just the right level...

vtech Baby

Toys that will stimulate their interest in different textures, sounds and colours

I am...

...responding to colours, sounds and textures

...understanding cause and effect

...learning to touch, reach, grasp, sit-up, crawl and toddle

Birth-36 months



Pre-School

Interactive toys to develop their imagination and encourage language development

I want...

...to get ready for school by starting to learn the alphabet and counting

...my learning to be as fun, easy and exciting as can be

...to show my creativity with drawing and music so my whole brain develops

3-6 years



Electronic Learning Computers

Cool, aspirational and inspiring computers for curriculum related learning

I need...

...challenging activities that can keep pace with my growing mind

...intelligent technology that adapts to my level of learning

...National Curriculum based content to support what I'm learning at school

4-10 years




To learn more about this and other VTech® products, visit www.vtech.co.uk

INTRODUCTION

Thank you for purchasing the **VTech® Ultimate Track Set** learning toy.


The possibilities are endless with the **Toot-Toot Drivers® Ultimate Track Set** by **VTech®**. Use the tracks, ramps and supports to create awesome multilevel courses and expand your Toot-Toot world.



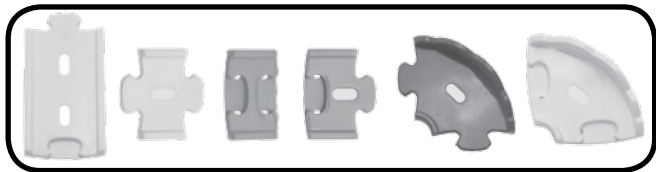
INCLUDED IN THIS PACKAGE




- Two **SmartPoint™** straight tracks
- One **SmartPoint™** turning plate
- One turning plate base track



- Seven track supports
- Two ramp tracks
- Two cross tracks
- Two adjustable straight tracks



- One 3/4 straight track
- One 1/4 straight track, male
- One 1/4 straight track, female
- One 1/4 straight track
- One 90-degree track, male
- One 90-degree track, female



Two label sheets

One user's manual


* **SmartPoint™** vehicles respond to **SmartPoint™** locations with different phrases, music or fun sound effects. Each sold separately.

WARNING:

All packing materials, such as tape, plastic sheets, packaging locks and tags are not part of this toy, and should be discarded for your child's safety.

NOTE:

1. Please keep this user's manual as it contains important information.
2. The Ultimate Track Set tracks are compatible with standard tracks. The tracks are not compatible with snap tracks.



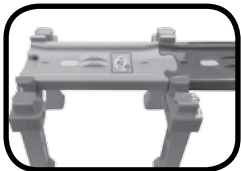
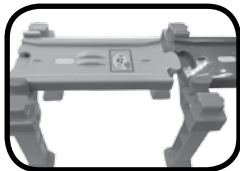
With the **VTech® Toot-Toot Drivers® Ultimate Track Set**, safety comes first. To ensure your child's safety, adult assembly is required.

Building Tips



When attaching a track piece to a **TRACK SUPPORT**, insert the track into one side of the **TRACK SUPPORT** at an angle. Once one corner of the track is on the inside of a **TRACK SUPPORT** tooth, straighten the track so the other corner fits inside the other **TRACK SUPPORT** tooth as show below.



1. Build track configurations on a smooth, hard surface for best results.
2. Do not build configurations that are more than three levels.
3. Do not use these track pieces with **Toot-Toot Drivers**® motorised or RC vehicles.
4. For maximum stability, place the track supports where the track pieces join together as shown below.



- Three track supports are necessary when joining two or three tracks together.




- Placing the track supports in the middle or near the ends of the tracks gives more stability to the structure.




- One track support is necessary for every 90-degree or 60-degree track that is used.



- Two track supports are necessary for every cross track that is used.

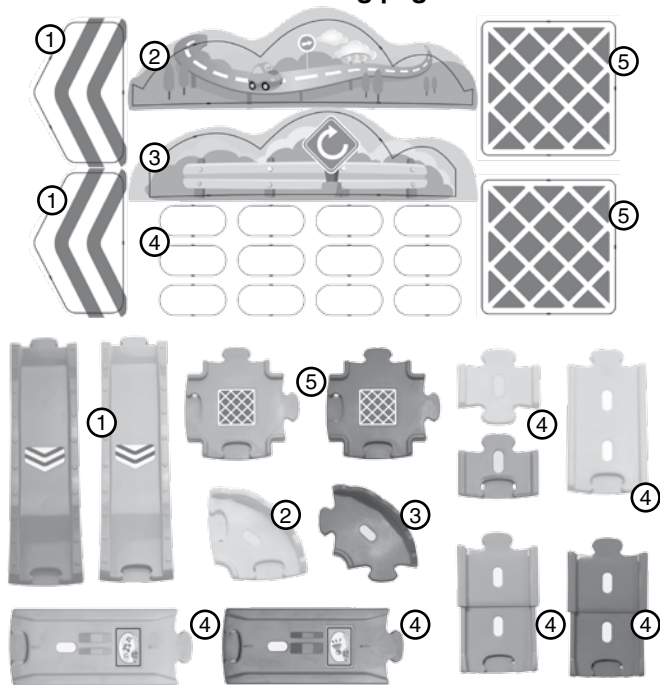


5. To ensure the stability of the track pieces, when building a ramp, we strongly recommend using a cross track or a 90-degree track to connect the tracks.







- Do not lean on vertically built structures.
- The support pieces have a locking mechanism to ensure the stability of the track pieces. Some children may require adult assistance to assemble and disassemble track configurations that use track supports.

Attaching labels to the track pieces should be done by an adult. Please stick the labels to the track set as indicated on the following page:



Expand & Explore

Connect to other **Toot-Toot Drivers**® play sets (each sold separately) to expand them and inspire creativity.



CARE & MAINTENANCE

1. Keep the unit clean by wiping it with a slightly damp cloth.
2. Keep the unit out of direct sunlight and away from any direct heat source.
3. Do not drop the unit on hard surfaces and do not expose the unit to moisture or water.

TROUBLESHOOTING

If the problem persists, please call our Consumer Services Department on 01235 546810 (from UK) or +44 1235 546810 (outside UK) and a service representative will be happy to help you.

IMPORTANT NOTE:

Creating and developing **VTech®** products is accompanied by a responsibility that we take very seriously. We make every effort to ensure the accuracy of the information, which forms the value of our products. However, errors sometimes can occur. It is important for you to know that we stand behind our products and encourage you to call our Consumer Services Department on 01235 546810 (from UK) or +44 1235 546810 (outside UK), with any problems and/or suggestions that you might have. A service representative will be happy to help you.

**CLASS 1
LED PRODUCT**



PRODUCT REGISTRATION

Visit www.vtech.co.uk/clubvtech/login
to register your VTech product

By joining the VTech Club you can also enter competitions, find out about news and events, seek expert advice for parents and let your kids play fun learning games and activities.



PRODUCT WARRANTY

Thank you for choosing this quality product from VTech. We hope it will bring many hours of entertainment, imaginative play and learning.

1. The product detailed above is covered by a one year warranty from the date of purchase, against any defects in materials or workmanship.
2. The product may be returned to the place of purchase. Alternatively the product can be returned to VTech Electronics Europe plc (see address below), with proof of purchase, without proof of purchase no replacement will be provided.
3. VTech Electronics Europe plc will examine the product and if it is found to be defective due to faulty materials or workmanship, will replace the product at their discretion.
4. If the product covered by this warranty is damaged due to misuse, modification or unauthorised repair, or because of faulty batteries, battery discharge or incorrect electrical connections, then this warranty becomes void.
5. This warranty is personal to the original purchaser and is not transferable.
6. Breakages to the LCD screen are not covered by the warranty.
7. Returns to VTech Electronics Europe plc should include a cheque or postal order for £1.50 towards the cost of return postage and packaging.
8. Products returned to VTech Electronics Europe plc, should be addressed as follows and packed carefully to avoid damage in transit (Please do not include batteries or adaptor). Please include details of the fault together with your name and address.
9. To keep an online record of your warranty, please register your product online at www.vtech.co.uk/warranty

Vtech Electronics EU PLC, c/o XPO Logistics, Warehouse 350, Cat & Fiddle Lane, West Hallam, DE7 6HE

THIS WARRANTY IS OFFERED AS AN EXTRA BENEFIT AND DOES NOT AFFECT CONSUMERS' STATUTORY RIGHTS.

This warranty is valid for the UK and Eire only. For products purchased outside the UK and Eire, please contact your local distributor or place of purchase.

